

State of Alaska Homeless Population



How is this data collected?

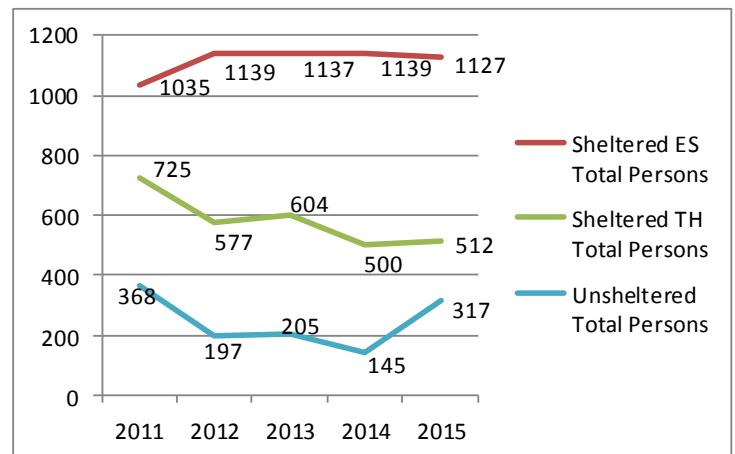
HUD requires all Continuums of Care to conduct an annual Point in Time (PIT) Homeless Census. The goal of the PIT is to count all people who are utilizing emergency shelter, transitional housing, or are unsheltered on a single day of the year. This information can assist policy makers to target resources in the fight to end homelessness and is used by US Congress to establish funding levels for homeless programs.

Continuums of Care also complete an annual Housing Inventory Count (HIC) which identifies how many emergency shelter, transitional housing, and permanent supportive housing beds are available in communities around the State of Alaska.

Point in Time Count Results

- The 2015 Point in Time (PIT) Count surveyed **1,956 homeless individuals statewide**. This represents a **9% increase** in individuals counted in the previous year.
- 317 people experiencing homelessness were unsheltered at the time of the count.
- The majority of the homeless (57.5%) are utilizing emergency shelter services.
- **1 out of 5 individuals experiencing homelessness is under the age of 18.**

**Statewide Homeless Population
By Housing Status**



Homeless Subpopulations

Youth

- **1 out of 5** individuals experiencing homelessness in Alaska is under the age of 18.

Veterans

- 180 of the homeless individuals reported being a veteran. **17% of those were unsheltered.**

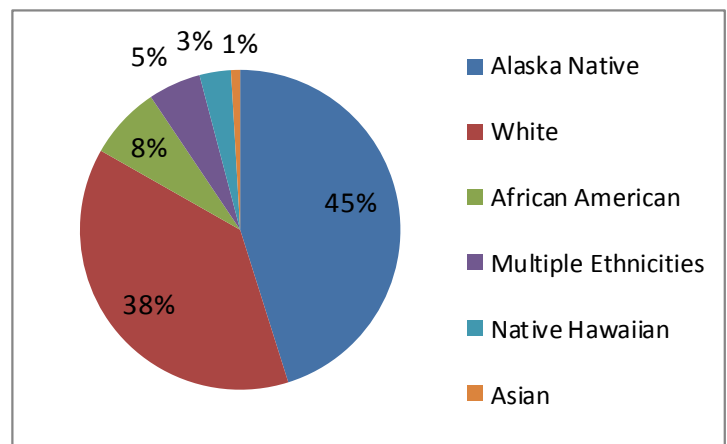
Families

- A total of **180 homeless families** were identified.
- These members of these families represented **31.3% of the total homeless population.**

Domestic Violence Victim

- 156 individuals voluntarily identified as victims of domestic violence. Only 12 domestic violence survivors reported being unsheltered.

**Statewide Homeless Population
by Ethnicity**

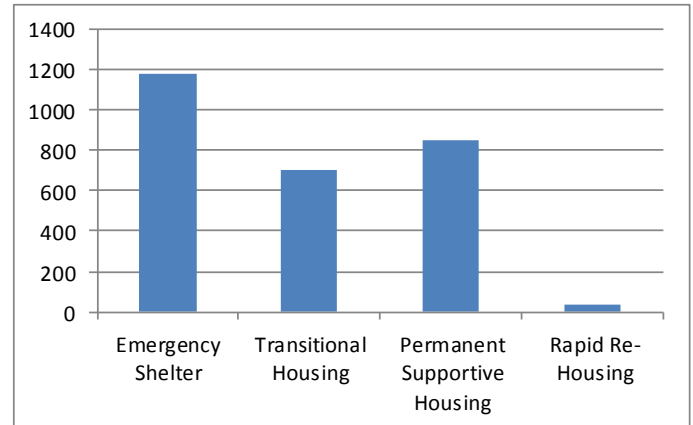


Housing Inventory Count

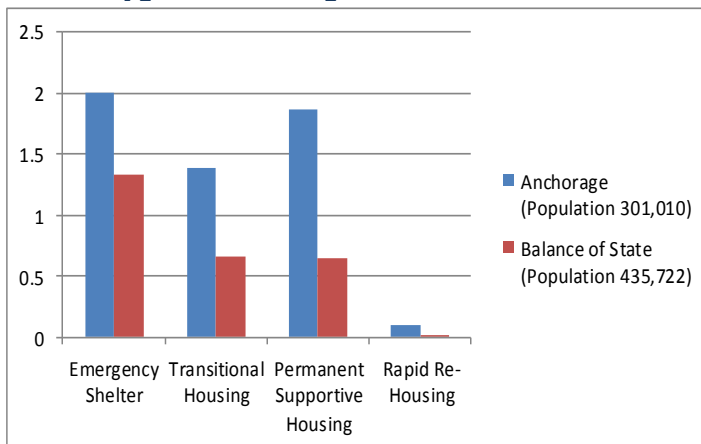
The 2015 Housing Inventory Count (HIC) identified a total of **2,768 year-round homeless beds for a statewide population of 736,732**. The breakdown of the different type of beds is displayed in the bar chart to the right.

Overall, the State of Alaska has **3.75 homeless beds per 1000 residents** and report a high bed utilization rate. Both the Anchorage Coalition to End Homelessness and the Alaska Coalition on Housing and Homelessness have identified **permanent supportive housing** as the greatest need to address the State's chronic homeless population.

Total Beds Statewide



Types of Beds per 1000 Residents



Comparing Anchorage housing resources for the homeless to the Balance of State revealed a disparity in the number of homeless beds. Despite having a smaller population, **Anchorage has twice as many beds per capita than the Balance of State (5.34 per/1000 vs. 2.65 per/1000)**.

Urban areas often have higher homeless resource needs. At this time, the Continuum of Care organizations are working toward acquiring additional data to understand if this disparity reflects the proportionate needs of both geographic areas.

Limitations and Recommendations

Despite the HIC and PIT data showing more available beds than homeless individuals, it is important to understand the limitations of this information. Unfortunately, **only 15 of Alaska's 352 communities participated in the recent PIT count**.

The participating communities represent some of the largest in the state but it is assumed that **PIT statistics only represent a fraction of the actual total homeless population**. Communities are ultimately responsible for understanding and providing adequate housing and service resources for the homeless. The Alaska Coalition on Housing and Homelessness and the Anchorage Coalition to End Homelessness are making an effort to provide useful resources to assist communities in participating in the annual PIT count and identifying their local homeless service needs.

Both organizations encourage the following steps:

- **Ensure that statewide homeless and housing data is collected and available at the local level;**
- **Utilization of homeless and housing data in local and statewide planning efforts;**
- **Creating more permanent supportive housing units throughout the state as this is a clear deficiency in the state.**